




A

Hinge Series

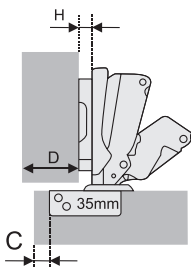


Technical specifications:

- Main material: cold-rolled steel.
- Finish: nickel plated.
- Opening angle: 165°.
- Dia. of hinge cup: 35mm.
- Depth of hinge cup: 11.5mm.
- Door thickness: 14-21mm.
- Concealed hydraulic hinge, clip-on, fast transfer.
- With self-closing function.

$H=13+C-D$

A - Overlay



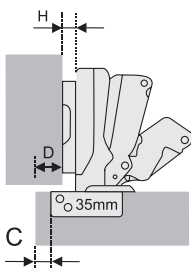
Drilling distance C (mm)	Front overlay D (mm)				
	16	17	18	19	20
3	0				
4		0			
5			0		
6				0	
7					0

Installation method	Hinge cup (mm)
	48
Chipboard screw on	311.591.512
Euro screw on	311.591.513

Mounting plate height H (mm)

$H=4+C-D$

B - Half overlay



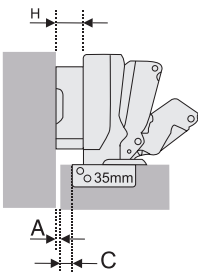
Drilling distance C (mm)	Front overlay D (mm)				
	07	08	09	10	11
3	0				
4		0			
5			0		
6				0	
7					0

Installation method	Hinge cup (mm)
	48
Chipboard screw on	311.591.522
Euro screw on	311.591.523

Mounting plate height H (mm)

$H=-4.5+C+D$

C - Inset



Drilling distance C (mm)	Front overlay D (mm)				
	-2.5	-1.5	-0.5	0.5	1.5
3	0				
4		0			
5			0		
6				0	
7					0

Installation method	Hinge cup (mm)
	48
Chipboard screw on	311.591.532
Euro screw on	311.591.533

Mounting plate height H (mm)

Optional Mounting Plate Page - A.48-50

Optional Hinge Cover Page - A.47