



Two way clip-on hydraulic hinge with cam adjustable plate

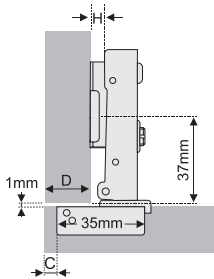
Hinge Series



Technical specifications:

- Main material: cold-rolled steel.
- Finish: nickel plated.
- Opening angle: 105°.
- Dia. of hinge cup: 35mm.
- Depth of hinge cup: 11.5mm.
- Door thickness: 14-21mm.
- Concealed hydraulic hinge, clip-on, CAM adjustable.
- With self-closing function.

$H=13+C-D$



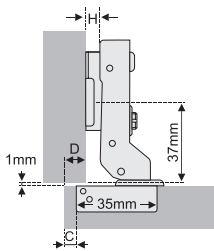
A - Overlay

Drilling distance C (mm)	Front overlay D (mm)				
	16	17	18	19	20
3	0				
4		0			
5			0		
6				0	
7					0

Mounting plate height H (mm)

Installation method	Hinge cup (mm)		
	45	48	52
Chipboard screw on	311.291.412	311.291.512	311.291.612
Euro screw on	/	311.291.513	/
M8 dowel	311.291.418	311.291.518	311.291.618
M10 dowel	311.291.419	311.291.519	311.291.619

$H=4+C-D$



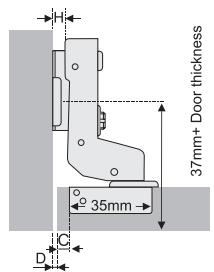
B - Half overlay

Drilling distance C (mm)	Front overlay D (mm)				
	07	08	09	10	11
3	0				
4		0			
5			0		
6				0	
7					0

Mounting plate height H (mm)

Installation method	Hinge cup (mm)		
	45	48	52
Chipboard screw on	311.291.422	311.291.522	311.291.622
Euro screw on	/	311.291.523	/
M8 dowel	311.291.428	311.291.528	311.291.628
M10 dowel	311.291.429	311.291.529	311.291.629

$H=-4.5+C+D$



C - Inset

Drilling distance C (mm)	Front overlay D (mm)			
	-2.5	-1.5	-0.5	0.5
3	0			
4		0		
5			0	
6				0
7				

Mounting plate height H (mm)

Installation method	Hinge cup (mm)		
	45	48	52
Chipboard screw on	311.291.432	311.291.532	311.291.632
Euro screw on	/	311.291.533	/
M8 dowel	311.291.438	311.291.538	311.291.638
M10 dowel	311.291.439	311.291.539	311.291.639

Optional Mounting Plate Page - A.51-53
 Optional Hinge Cover Page - A.47